

Fristads Media bank

A how-to-guide

Updated September 2021

Access

Go to <https://fristads.presscloud.com/digitalshowroom/#/gallery>
Create a login.

Three ways to find your material

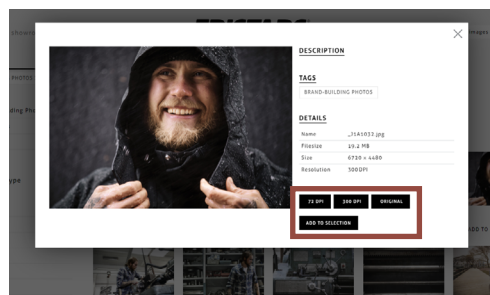
- » Click on the boxes on the starting page
- » Use the search bar to search for article number, products, type, etc.
- » Add search criterias in the left side menu bar (if you don't get any results, try fewer criterias).

If you're looking for...

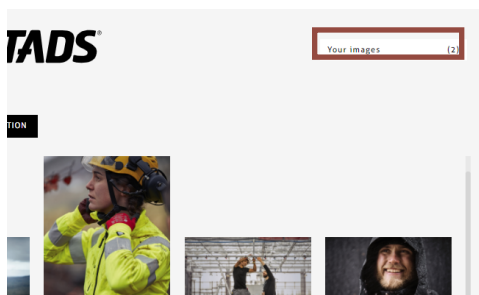
- » a specific product:
search for article number
- » a specific collection:
choose the menu Product line
- » a certain type of material:
choose the menu Image/Media Type
- » campaign material/new material:
check out the boxes on the start page
- » a certain series of images:
choose the menu Location



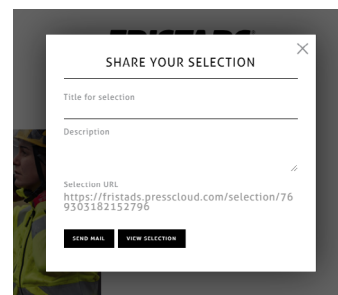
Get your material



- » Click direct download on the image or media you want



- » Click Add to selection to download several images at once



- » Get a link to download your selected images.

What you can find

In Fristads Media bank you will find image photos, product photos, logos, product data base info, and campaign materials such as print ads, banners, videos for social media, and more. If you can't find what you're looking for, try fewer search criterias. If you still can't find what you want, let us know what kind of material you're missing, and we'll do our best to add it.

Questions?

Contact Mia at
mia.gutkovas@fristads.com